


SALT TEST INDICATOR PAPER COLOUR GUIDE

Wattman Screening Test for Metallic Salts

To be used as a general guide-line only



VERY HEAVY METALLIC SALTS
Greater than 300 mg/m² or 30 µg/cm²




HEAVY METALLIC SALTS
Approx 150 mg/m² or 15 µg/cm²




MEDIUM TO HEAVY METALLIC SALTS
Approx 100 mg/m² or 10 µg/cm²




MEDIUM METALLIC SALTS
Approx 50 mg/m² or 5 µg/cm²




LOW METALLIC SALTS
Less than 25 mg/m² or 2.5 µg/cm²



NO MEASUREABLE METALLIC SALTS



TOO MUCH WATER -
Must be retested



EXPIRED – DO NOT USE
Exposed to O₂ / moisture / UV light